

One Year Grant Program Progress Report

**Prepared by Audrey Tanner
Associate Vice President for Financial Aid & Career Services
October 2006**

Brief Overview

The 2005-06 academic year establishes the baseline for the financial aid One Year Grant (OYG) program. For this year, 40 applicants were awarded grants totaling approximately \$220,000. The OYG process required a separate application form that gathered information on the applicant's academic, social, and financial status at Dominican. Applicants were required to not only report on their current financial needs, but also to craft a plan for sustaining their enrollment at Dominican for the future. Applications were reviewed by a One Year Grant Committee that was comprised of the Associate Vice President/Dean of Students, Director of Academic Advising and Support Services, and the Associate Vice President for Financial Aid and Career Services.

Summary

This program was very successful for its first year. Unfortunately, although a high percent of 2005-06 applicants were retained for Fall 2006, there is insufficient history to draw meaningful conclusions about the long-term success of the OYG program. OYG is intended to be non-renewable, temporary assistance. Areas of continued concern include students' ability to sustain a manageable financial plan over the long run. Even if a student has crafted a plan as part of their OYG application, it is not yet clear whether this will lead to the ability for the student to financially persist once the OYG eligibility expires. Several years data is needed before sufficient history with the program can reveal trends and long term benefits.

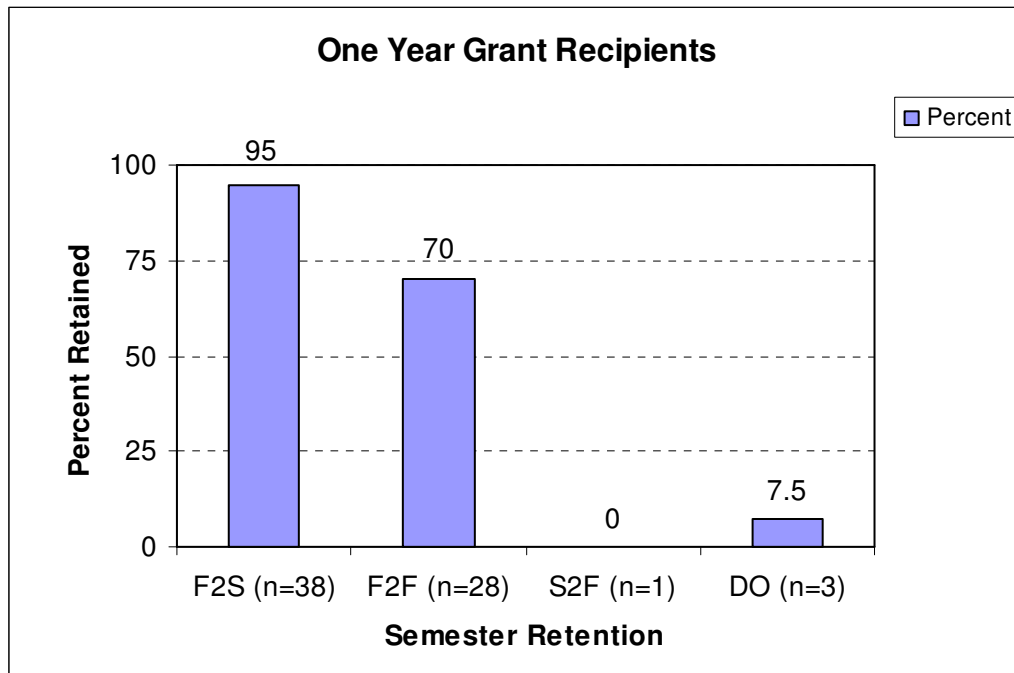
Distribution of One Year Grant

The recipients included 11 new freshmen and five new transfers who enrolled in Fall 2005, one new transfer who enrolled in Spring 2006, and 23 continuing undergraduates. Eleven students were considered federally independent for financial aid eligibility; 29 students were considered dependent for aid eligibility purposes. Nine students designated their ethnicity as Caucasian or declined to state; 31 students designated their ethnicity as ALANA or multi-ethnic. Of the 31 students, one student was Native American, one multi-ethnic, eight Latino/a, two Asian, and 19 Black. Eight males and 32 females received the grant.

The average grant offered to recipients was \$5,502. The lowest grant offered was \$511 and the maximum grant was \$10,000.

Retention

Of the 40 students awarded grants, 31 (77.5%) either reenrolled for Fall 2006 or successfully graduated at the end of Spring 2006. One new student for spring 2006 was awarded the grant for spring 2006 and did not return for fall 2006 (0%). All 40 grant recipients were considered by the One Year Grant Committee as being at serious risk for attrition.



F2S: Fall to Spring; F2F: Fall to Fall; S2F: New Spring to Fall; DO: Graduated

Retention by Student Type

The retention rates for OYG recipients by student population show the most success for new freshmen.

	Number of OYG Recipients	Fall to Spring Retention	Fall to Fall Retention	Retention Rate
New Fall Freshmen	11	11	9	81.8%
New Fall Transfer	5	4	3	60.0%
New Spring Transfer	1	n/a	0	0.0%
Continuing, including Spring 2006 graduated	23	23	13 *	56.5%
			3 **	1.3%

* No. Continuing enrolled ** No. Successfully graduated Spring 2006

Other Retention Rates

Information on retention by ethnicity and gender follow. Although the predominant number of OYG recipients were female and ALANA, the underlying denominator for all the OYG recipients was the difficulty of managing Dominican's cost based on family income and family resources, despite the presence of other forms of financial assistance.

	Number of OYG Recipients	Fall to Spring Retention	Fall to Fall Retention	Retention Rate
Males	8	8	5	62.5%
Females	32	30	22*	68.8%*

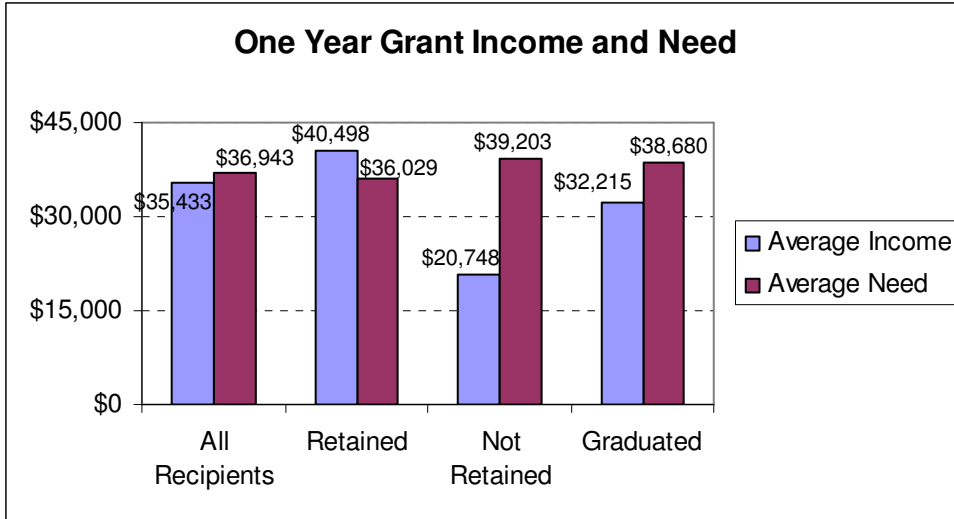
* Does not include 3 female students who graduated Spring 2006

	Number of OYG Recipients	Fall to Spring Retention	Fall to Fall Retention	Retention Rate
Asian American	2	2	1	50%
Black	19	17*	13**	68.4%
Caucasian	6	6	5**	83.3%
Declined to State	3	3	2	66.6%
Latino/a	8	8	5	62.5%
Native American	1	1	0	0.0%
Multi-ethnic	1	1	1	100%

*Does not include 1 student who began in Spring; **Does not include students who graduated in Spring 2006

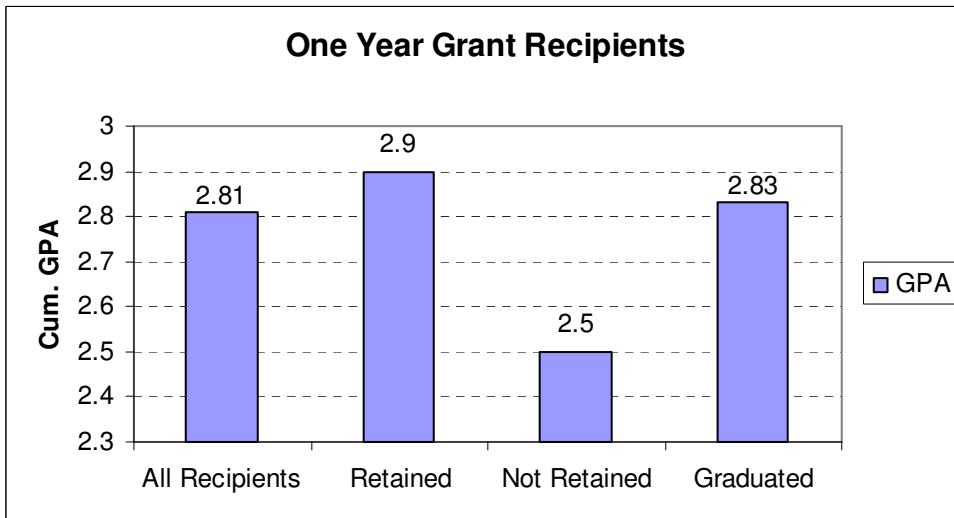
Income and Need

Recipients had average family income of \$35,433 but the median income was somewhat lower: \$30,641. The average financial need was \$36,943, but median need was higher: \$37,956. The income and need data suggests that the students who received One Year Grants represent a significantly needier subset of the overall undergraduate day population. The difference between income and need of those students retained versus those who failed to persist stands out. However, it is too early in the program to draw any significant conclusions from this information.



GPA

The average GPA for the students receiving One Year Grants was 2.81. The average GPA for students retained from fall to fall was 2.90, while the average for students who did not persist was lower: 2.50.



Future Directions

The OYG Program is a need-based financial aid program and must continue to be managed and controlled by the Financial Aid Office in order to ensure compliance with federal and state financial aid regulations. Additionally, the grants represent a direct tuition discount, therefore must be managed as part of the overall financial aid budget. However, the OYG program already incorporates social and academic factors that lead to student success. Areas that may be expanded include:

- Linkages to academic support services
- Specialized programming for OYG recipients such as:
 - Money management/financial literacy
 - Locating and applying for private grants/scholarships
 - Time management
 - Career services
- Additional (intrusive) financial aid counseling
- Linkages to community support services
- Peer mentoring